



CAMBRIDGE
UNIVERSITY PRESS





CAMBRIDGE ENGLISH
Language Assessment
Part of the University of Cambridge

Cambridge English



Starters 8

Student's Book



AUTHENTIC EXAMINATION PAPERS
FROM CAMBRIDGE ENGLISH
LANGUAGE ASSESSMENT




Test 1

Listening

Part 1

– 5 questions –

Listen and draw lines. There is one example.



Part 2
– 5 questions –

Read the question. Listen and write a name or a number.

There are two examples.



Examples

How old is Nick? 7

What's the name of Nick's school? Lime Tree School

Questions

1 What's the name of Nick's teacher? Miss

2 How many children are there in Nick's class?

3 How many girls are there in the class?

4 Who sits next to Nick at school?

5 Who does Nick play with at school?

Part 3
– 5 questions –

Listen and tick (✓) the box. There is one example.

Which colour does Mum like?



A ☒




B ☐




C ☐


1 What's Pat's favourite animal?



A ☐



B ☐



C ☐

2 What's Sue doing?



A ☐



B ☐




C ☐

3 Which boy is Ben?



A ☐



B ☐




C ☐

4 What does May want for her birthday?



A ☐



B ☐




C ☐

5 Which is Sam's dad?



A ☐



B ☐




C ☐

Part 4

– 5 questions –

Listen and colour. There is one example.



Test 1

Reading and Writing

Part 1


– 5 questions –

Look and read. Put a tick (✓) or a cross (X) in the box.
There are two examples.

Examples



This is a desk.




This is a plane.



Questions

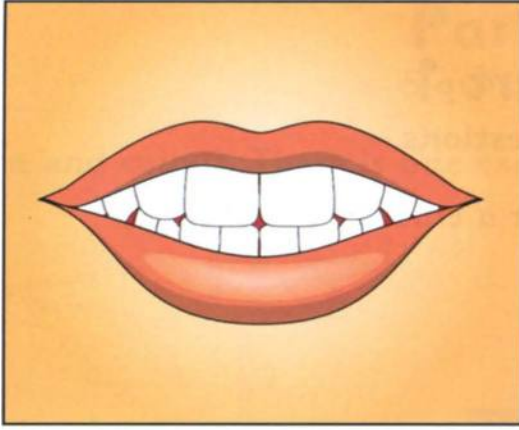
1



This is a goat.



2



This is a mouse.

☐


3



This is a sock.

☐


4



This is a mirror.

☐

5



This is a bookcase.

☐

Part 2

– 5 questions –

Look and read. Write **yes** or **no**.



Examples

There are tomatoes on the chair. yes
.....

The bananas are between the two windows. no
.....

Questions

1 There are six oranges.

2 The floor is very dirty.

3 The old man is sad.

4 The pears are on the table.


5 The boy is wearing red shoes.

Part 3

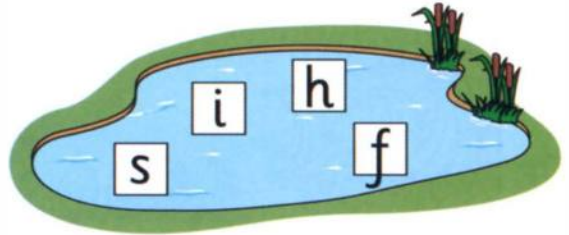
– 5 questions –

Look at the pictures. Look at the letters. Write the words.

Example



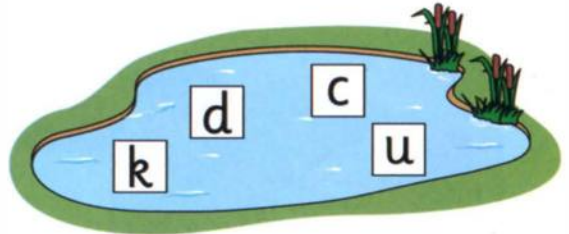
f i s h




Questions

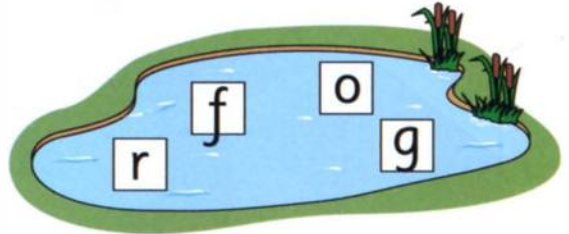
1





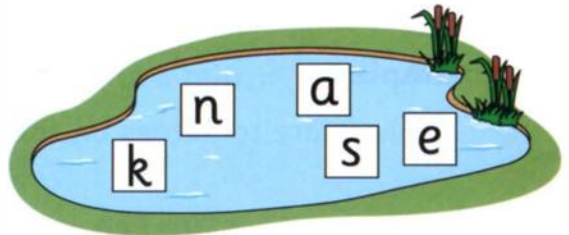
2






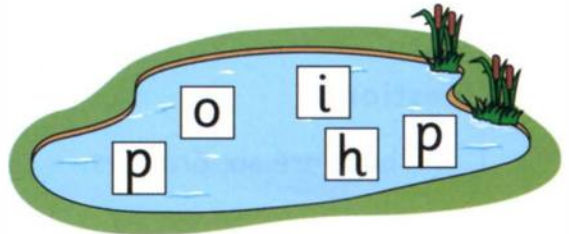
3





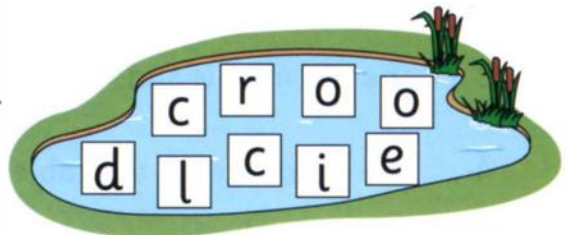
4





5






Part 4

– 5 questions –

Read this. Choose a word from the box. Write the correct word next to numbers 1–5. There is one example.

A bird



I live in a tree or on water.

My babies come from small (1)..... . I have got a

(2)..... at the end of my body. I can walk on my two

(3)..... . I sing beautiful (4)..... .


Some (5)..... catch me.

What am I? I am a bird.

Example




tree



cats



door



eggs



songs



legs



sand



tail

Part 5

– 5 questions –

Look at the pictures and read the questions. Write one-word answers.



Examples

What colour are the T-shirts?

pink

Where are the hats?

on the cupboard

Questions

1 Who is sitting down?

the



2 How many monsters are there?

3 Who is pointing to the monsters? the



4 What has the big monster got on its head? some

5 What is the small monster holding now? a

Test 2

Listening

Part 1

– 5 questions –

Listen and draw lines. There is one example.



Part 2

– 5 questions –

Read the question. Listen and write a name or a number.

There are two examples.



Examples

What's the girl's name?

Kim
.....

How old is she?

6
.....

Questions

1 What's the name of Kim's school? School

2 Which class is Kim in? Class

3 What's their teacher's name? Miss

4 How many children are in the class?

5 What's the name of Kim's friend?

Part 3

– 5 questions –

Listen and tick (✓) the box. There is one example.

What's Bill doing?



A ☒



B ☐




C ☐

1 What does Tom want?



A ☐



B ☐



C ☐

2 Which is Lucy?



A ☐




B ☐




C ☐


3 What's for lunch?



A ☐

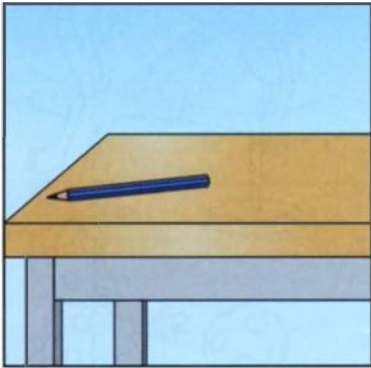


B ☐



C ☐


4 Where's Anna's pencil?



A ☐




B ☐




C ☐

5 Which picture does Nick like?



A ☐



B ☐



C ☐

Part 4

– 5 questions –

Listen and colour. There is one example.



Test 2

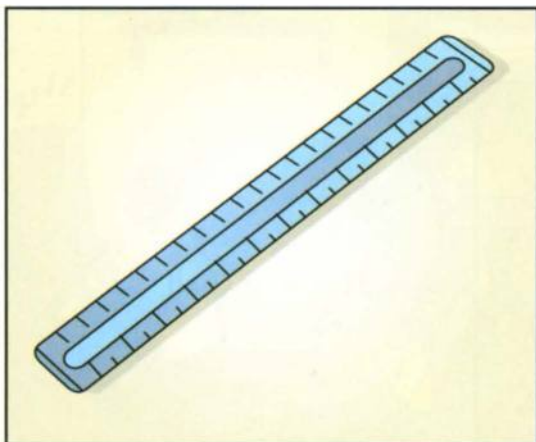
Reading and Writing

Part 1


– 5 questions –

Look and read. Put a tick (✓) or a cross (X) in the box.
There are two examples.

Examples



This is a ruler.




This is a potato.



Questions

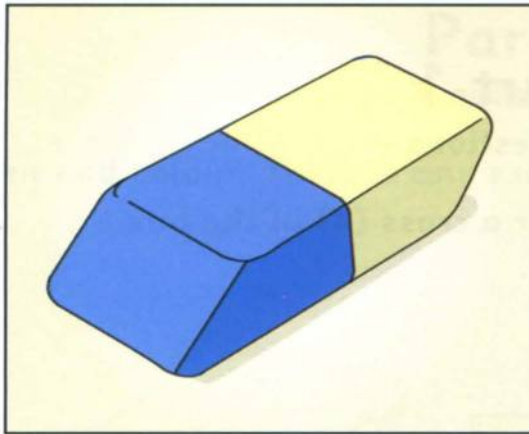
1



This is a watermelon.



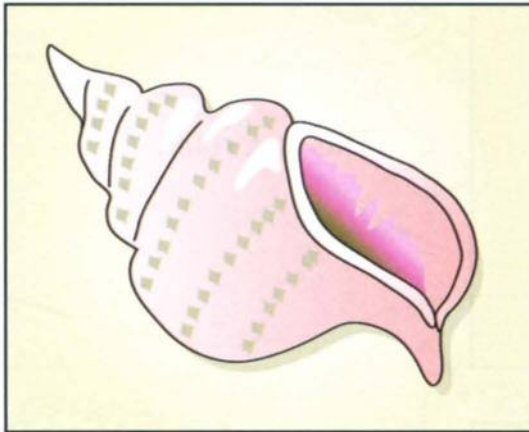
2



This is an ear.

☐


3



This is a shell.

☐


4



This is a wall.

☐

5




This is a lizard.

☐

Part 2

– 5 questions –

Look and read. Write **yes** or **no**.



Examples

- A boy is playing the piano.

..... yes
- Four children are reading.

..... no

Questions

- 1 The boy on the floor is eating an apple.

.....
- 2 The door is open.

.....
- 3 Two girls are watching the television.

.....
- 4 There's a kite under the sofa.

.....
- 5 There are five cars on the mat.

.....

Part 3
– 5 questions –

Look at the pictures. Look at the letters. Write the words.

Example



lime



Questions

1






2





3





4





5






Part 4

– 5 questions –

Read this. Choose a word from the box. Write the correct word next to numbers 1–5. There is one example.

A crocodile



I am a long, green animal. My babies come from eggs

I see with two big (1) and eat animals with my

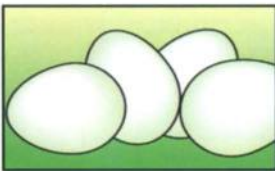
very big (2) I can walk and run on my short

(3) I swim in (4) and I live


next to it. Children come and see me in a (5)

What am I? I am a crocodile.

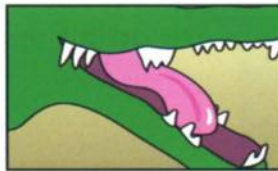
Example



eggs



eyes



mouth




skirt



hockey



water




legs



zoo

Part 5
– 5 questions –

Look at the pictures and read the questions. Write one-word answers.




Examples

Where is the girl with brown hair? in the helicopter

How many people are sitting down? two


Questions

1 What colour is the school?



2 How many trees are there?

3 Where are the children? in the



4 Who is waving the

5 What is the woman doing? taking a

Test 3

Listening

Part 1

– 5 questions –

Listen and draw lines. There is one example.



Part 2
– 5 questions –

Read the question. Listen and write a name or a number.
There are two examples.



Examples

What is the girl's name? Kim
.....

How many people live in her house? 8
.....

Questions

1 Where does Kim live? Street

2 What number is Kim's house?

3 What is Kim's grandma's name?


4 How many brothers has Kim got?

5 How old is Kim's big brother?


Part 3
– 5 questions –

Listen and tick (✓) the box. There is one example.


What's Bill's favourite fruit?



A ☒



B ☐



C ☐

1 Which bag can May have?



A ☐



B ☐



C ☐

2 What is Grandad's favourite game?



A ☐




B ☐




C ☐


3 What can the boy have for lunch today?



A ☐




B ☐




C ☐

4 Where's Ben going?



A ☐




B ☐




C ☐


5 What's Anna drawing?



A ☐



B ☐




C ☐

Part 4

– 5 questions –

Listen and colour. There is one example.



Test 3


Reading and Writing

Part 1

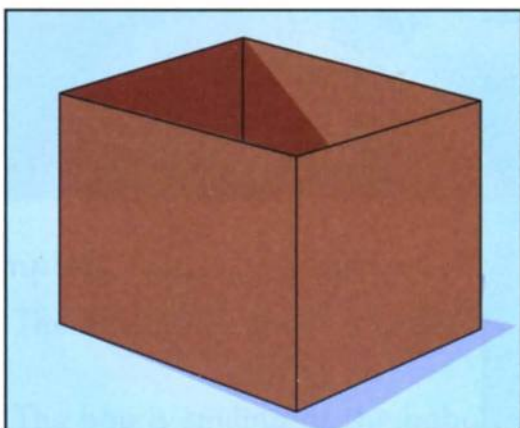
– 5 questions –

Look and read. Put a tick (✓) or a cross (X) in the box.
There are two examples.

Examples



This is an elephant.




This is a desk.



Questions

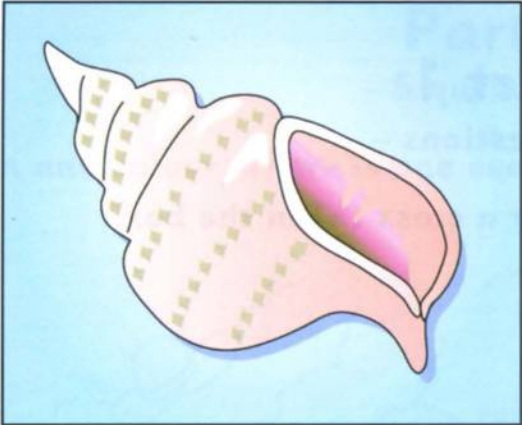
1



This is a lemon.



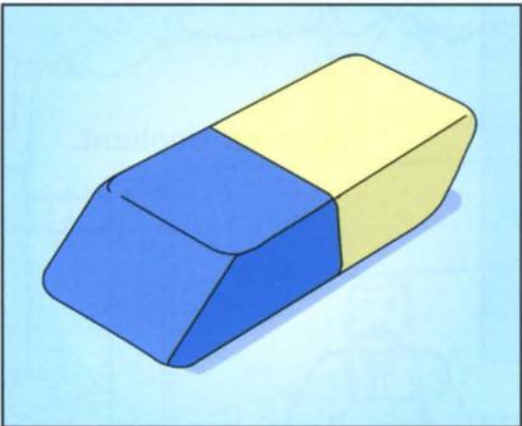
2



This is a shell.

☐

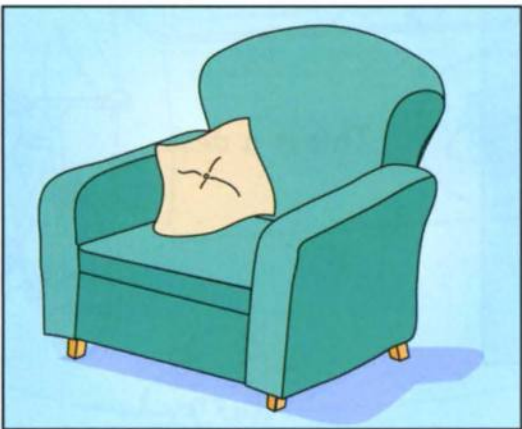
3



This is a ruler.

☐

4



This is an armchair.

☐

5



This is a camera.

☐

Part 2

– 5 questions –

Look and read. Write **yes** or **no**.



Examples

There is a bag under a chair.

yes

The boy is smiling at the baby.

no

Questions

1 There are five children in the picture.

.....

2 There is a clock on the wall.

.....

3 The man is reading a book.

.....

4 There is some fruit on the table.

.....

5 The girl is wearing a blue dress.

.....

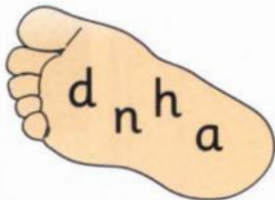
Part 3
– 5 questions –

Look at the pictures. Look at the letters. Write the words.

Example



hand

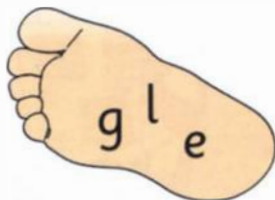


Questions

1



— — — —




2



— — — —



3



— — — —



4



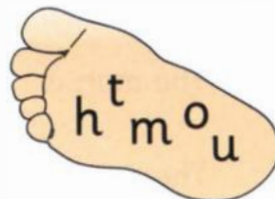
— — — —



5



— — — —



Part 4
– 5 questions –









Read this. Choose a word from the box. Write the correct word next to numbers 1–5. There is one example.

A street



I am long. The houses in me havegardens..... with trees
and flowers in them. People drive cars and (1).....
in me. Friends stop and talk in me. Three families live in the new
(2)..... . People get food from a (3).....
in me. Lots of children have their lessons in the big (4).....
in me. Some people walk with their (5)..... in me.
What am I? I am a street.

Example

			
gardens	dogs	sofas	buses
			
school	shirt	shop	flats

Part 5
– 5 questions –

Look at the pictures and read the questions. Write one-word answers.



Examples

What is Grandpa giving to the birds? some cake
.....

How many boys are there? two
.....

Questions

1 Where is the yellow bird? on the
.....



2 What is Grandpa doing now?

3 Who is eating the cake now? the



4 What are the boys pointing to? the

5 Who is smiling?





Test 1

Speaking

SCENE PICTURE




OBJECT CARDS



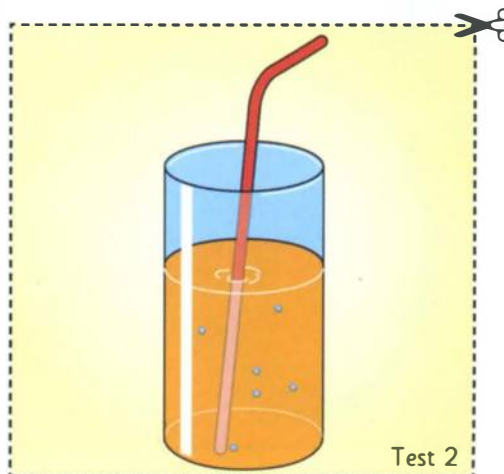

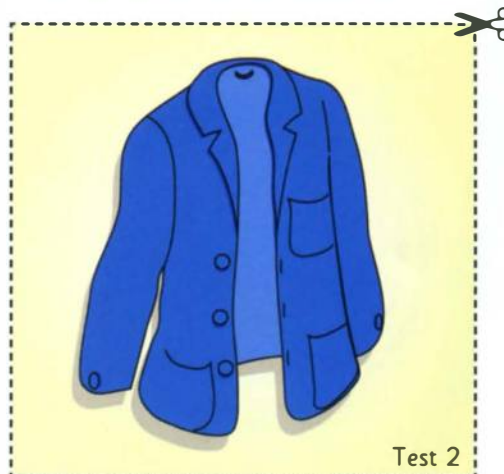

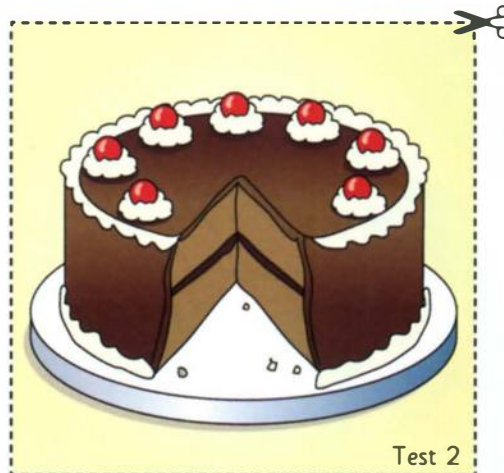

Test 2

Speaking

SCENE PICTURE



OBJECT CARDS



Test 3
Speaking

SCENE PICTURE



OBJECT CARDS

